

Report Summary

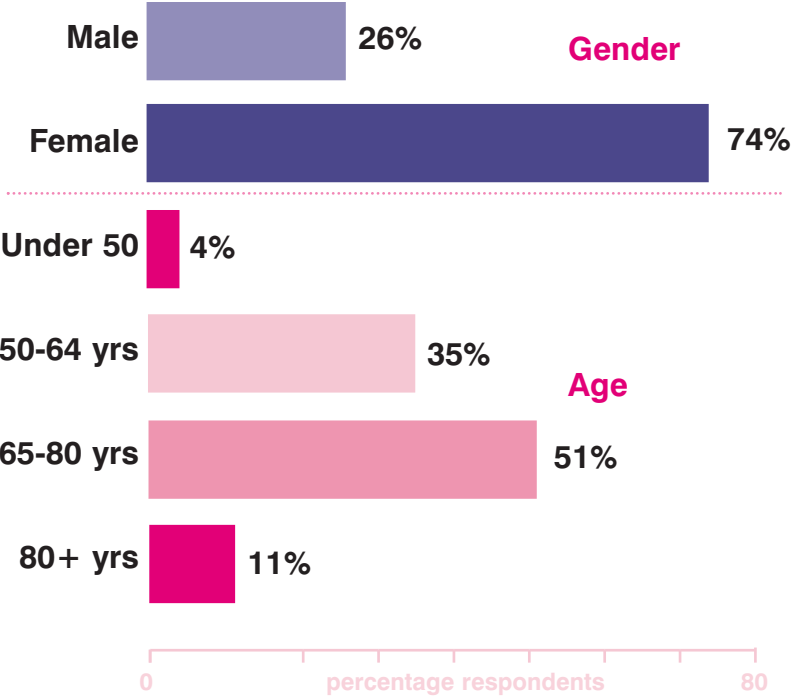
This summary should be read in conjunction
with the full *OA Nation* report

Wales

255 telephone interviews conducted with people in Wales
who had contacted Arthritis Care for information¹

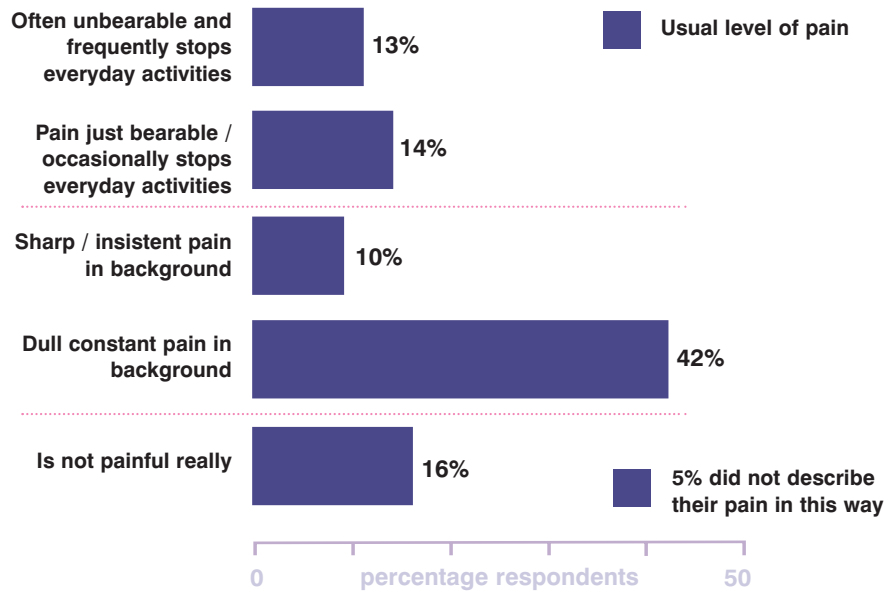


Respondents' gender and age²



Base: All respondents (Wales) (255)



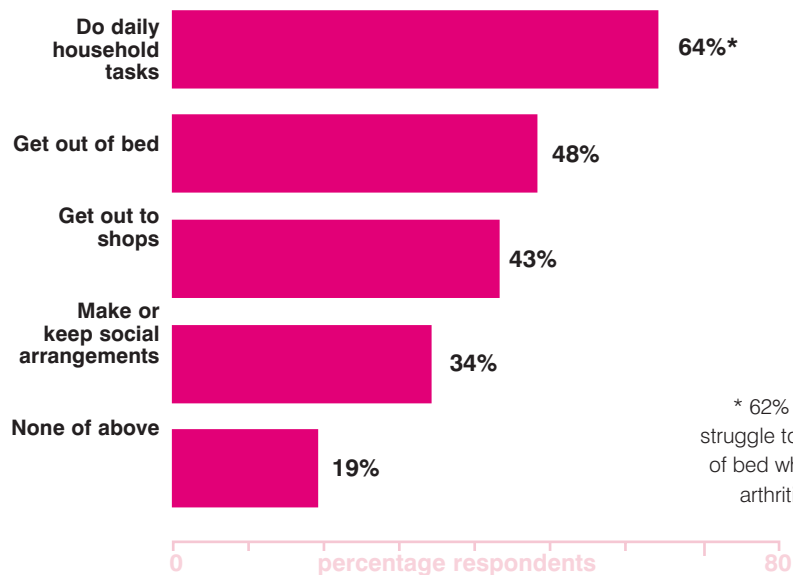


79% of the respondents have constant pain or are limited in their scope to perform everyday tasks³

Question 16

Base: All respondents (Wales) (255)

OA
nation

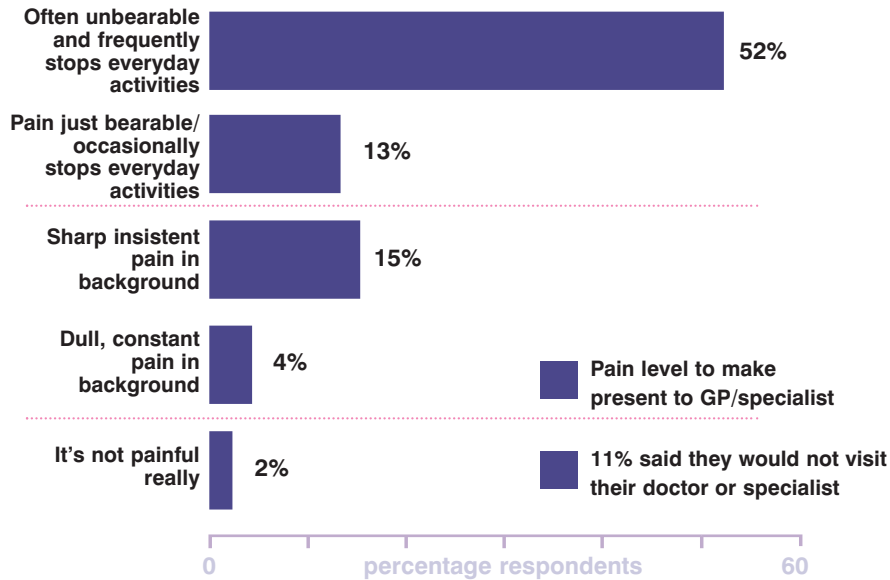


When their OA is bad, 64% of those interviewed have difficulty carrying out daily household tasks and 48% even struggle to get out of bed⁴

Question 18

Base: All respondents (Wales) (255)



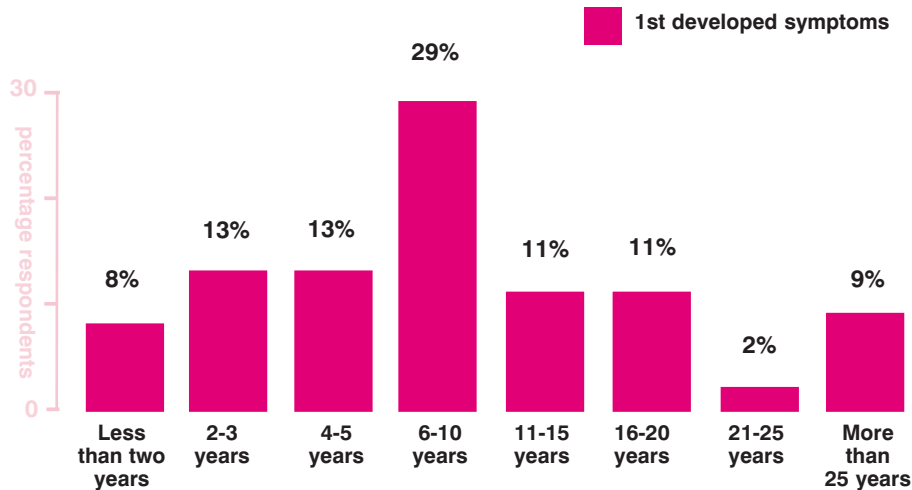


Over half the sample would need to have frequently unbearable pain levels before presenting to a doctor⁵

Question 17

Base: All respondents (Wales) (255)

OA
nation

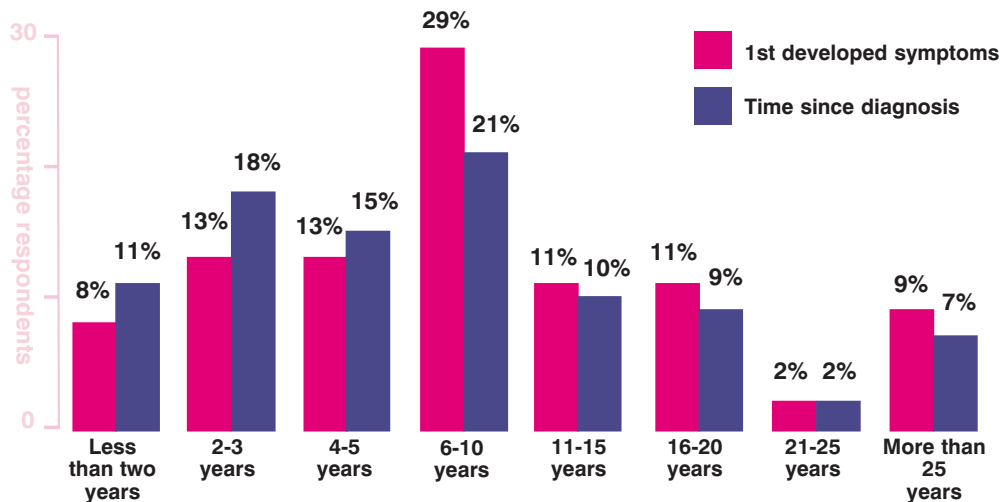


Some respondents have had symptoms of OA for more than 25 years, with an average of 10 years⁶

Question 1

Base: All respondents (Wales) (255)

OA
nation



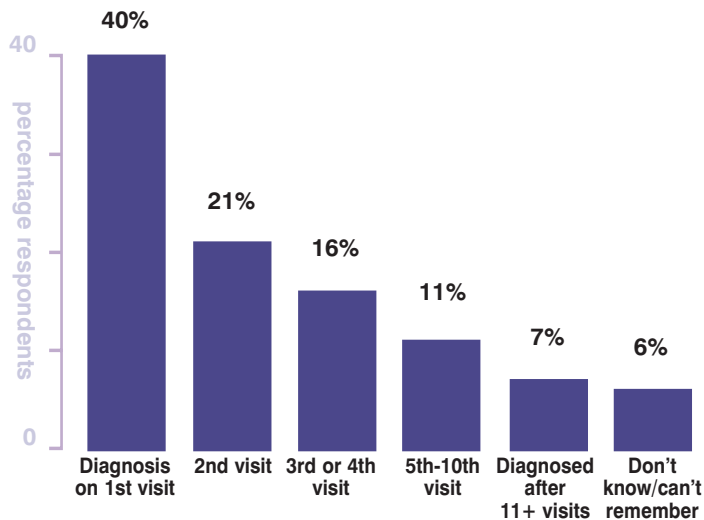
Question 1/2

Base: All respondents (Wales) (255)

Typically diagnosis was made around 18 months after symptoms first appeared⁷

On average, respondents experienced initial onset of symptoms around 10 years ago whilst the typical respondent was diagnosed with OA under 9 years ago

OA
nation



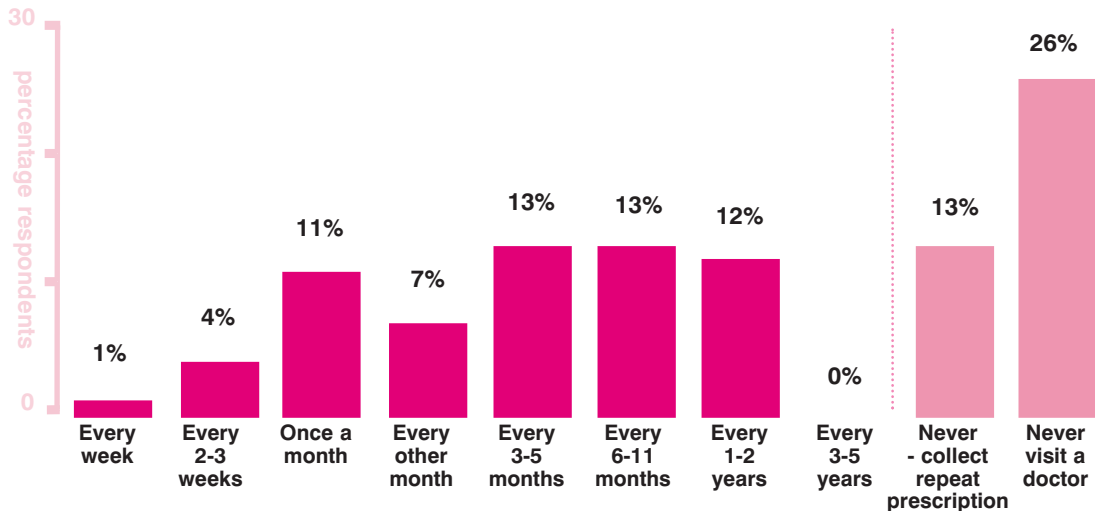
Mean no of visits
 Total sample = 3.4
 Wales = 3.2

Many respondents had visited their doctor three or four times before OA was diagnosed⁸

Question 4

Base: All diagnosed by a doctor (Wales) (233)



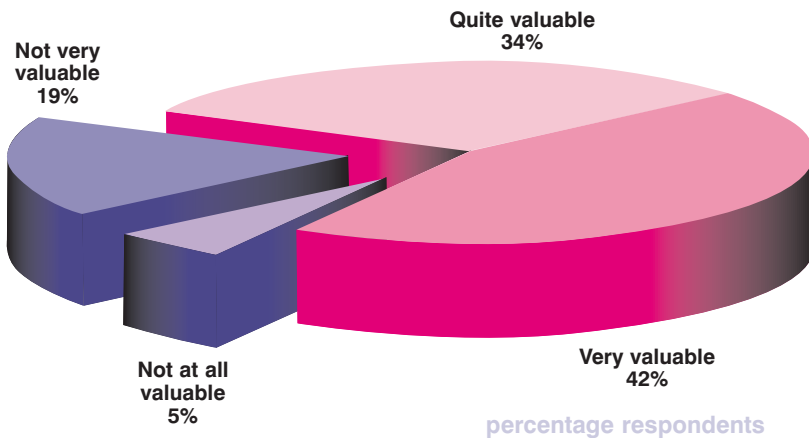


Question 5

Base: All respondents (Wales) (255)

On average, respondents visit their doctor every four months about their OA, but four-in-ten never visit⁹

OA
nation



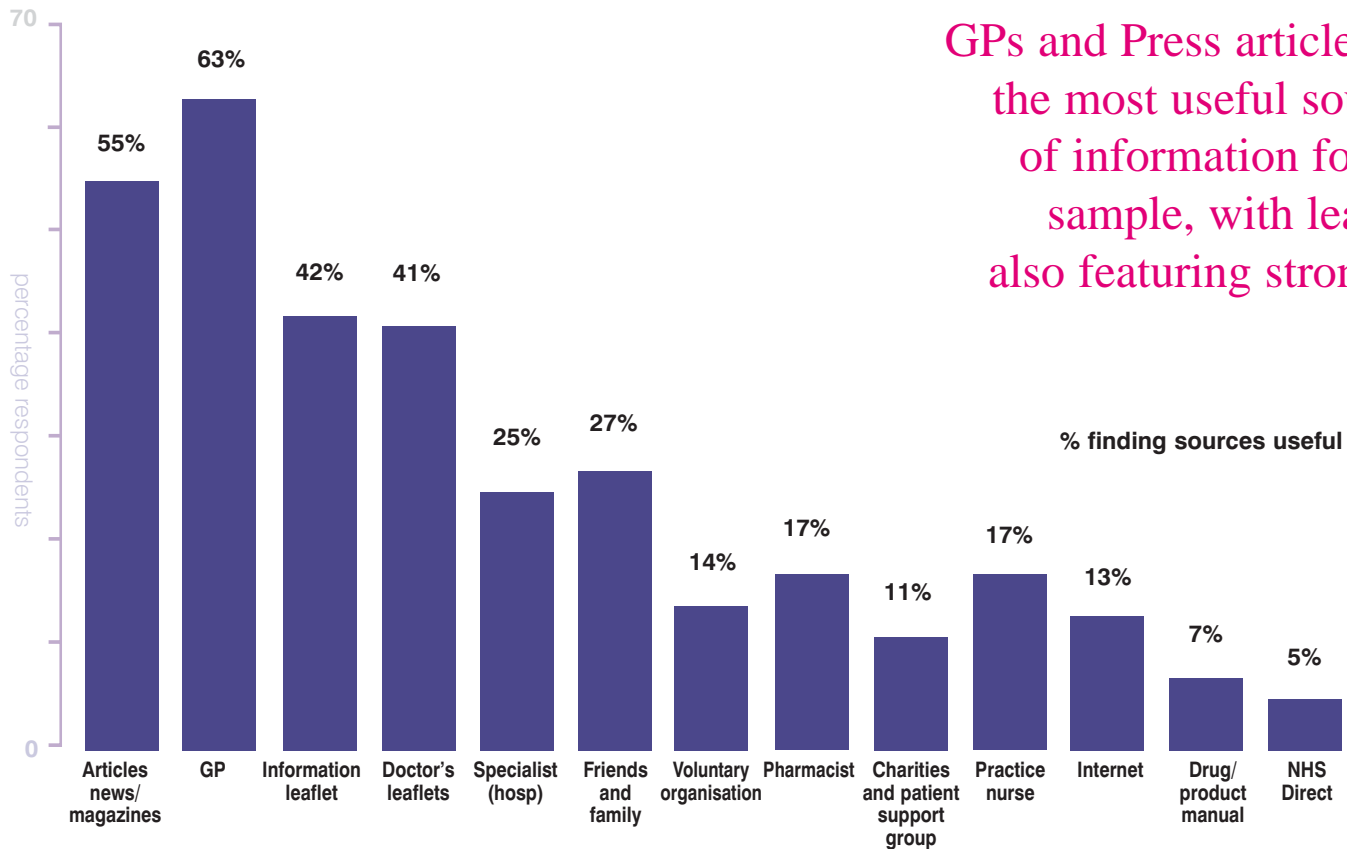
76% of respondents find doctor visits valuable¹⁰

Question 6

Base: All visiting doctor/specialist about OA (Wales) (154)

OA
nation

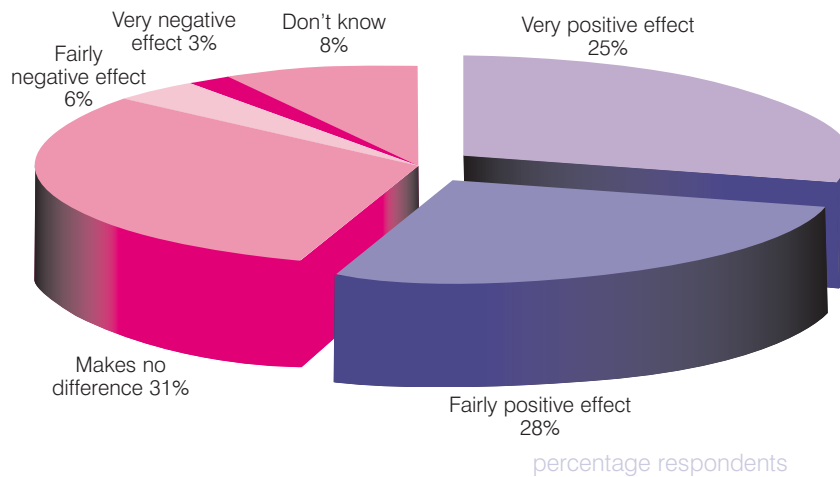
GPs and Press articles are the most useful sources of information for our sample, with leaflets also featuring strongly¹¹



% finding sources useful

Question 22

Base: All respondents (Wales) (255)



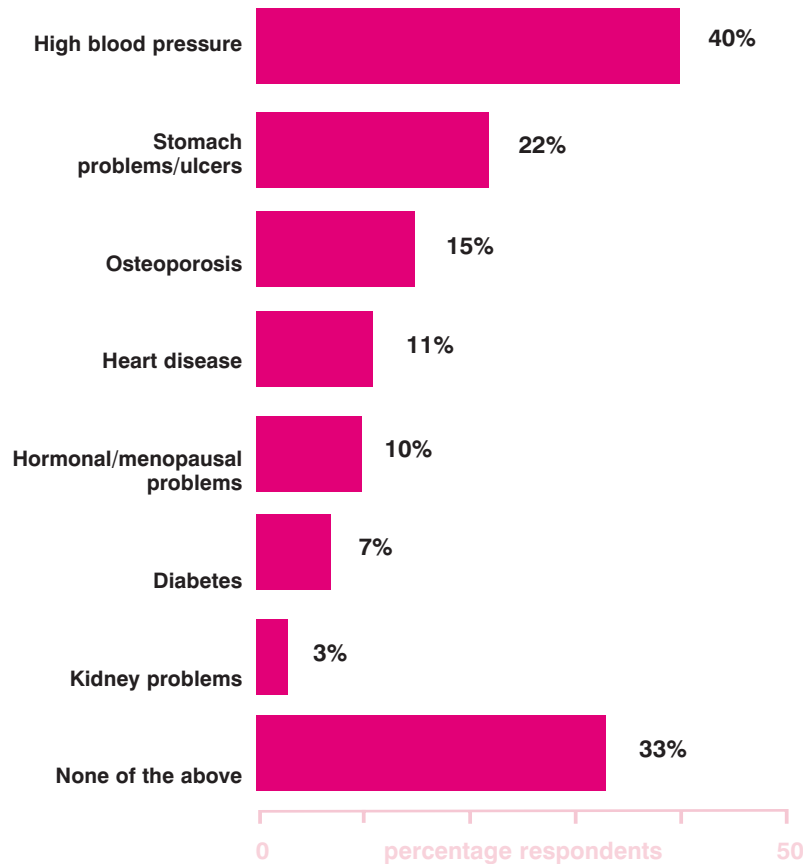
More than half the sample find their doctor responds positively to any acquired knowledge/information the patient brings¹²

Question 25

Base: All visiting doctor/specialist about OA (Wales) (154)

OA
nation

67% of those interviewed have a concomitant medical condition¹³



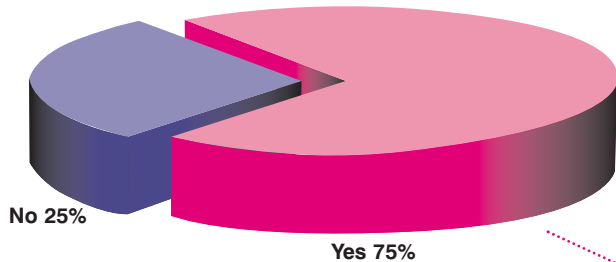
Question 20a

Base: All respondents (Wales) (255)

OA
nation

Medication for OA is usually NSAIDs, Cox-2s, painkillers or combinations thereof¹⁴

Currently taking medicine as prescribed or recommended by doctor?



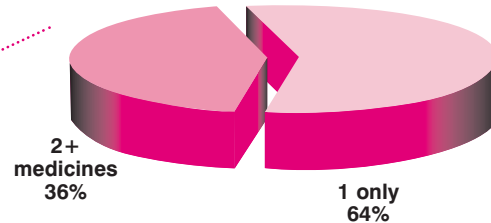
percentage respondents

Base: All currently visiting their doctor about arthritis (Wales) (154)


Drug types used:

- NSAIDs (non-steroidal anti-inflammatories) (39%)
- Selective Cox-2 inhibitors (19%)
- Co-codamol (18%)
- Paracetamol (12%)

Number of prescribed/GP recommended medicines taken?

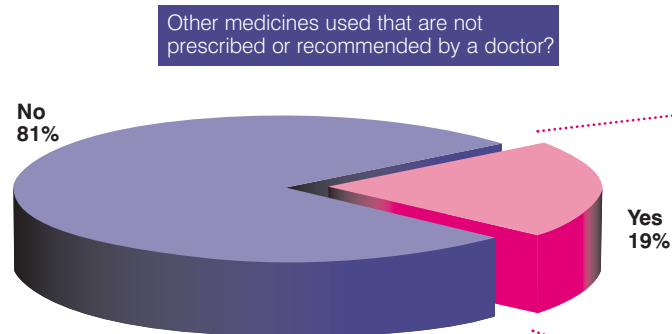


Is this the only type of medicine taken?



percentage respondents

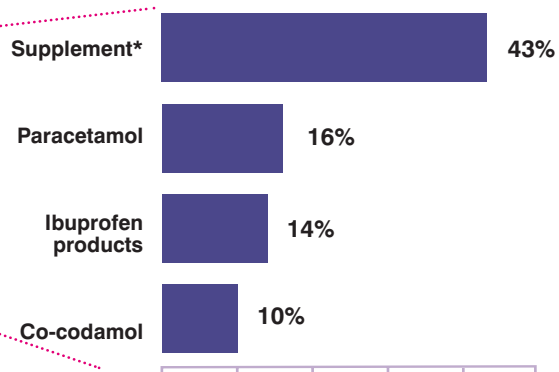
Base: All receiving a prescription or doctor recommended medicine (Wales) (116)



percentage respondents

Base: All respondents (Wales) (255)

Type of self-selected medicine used ?



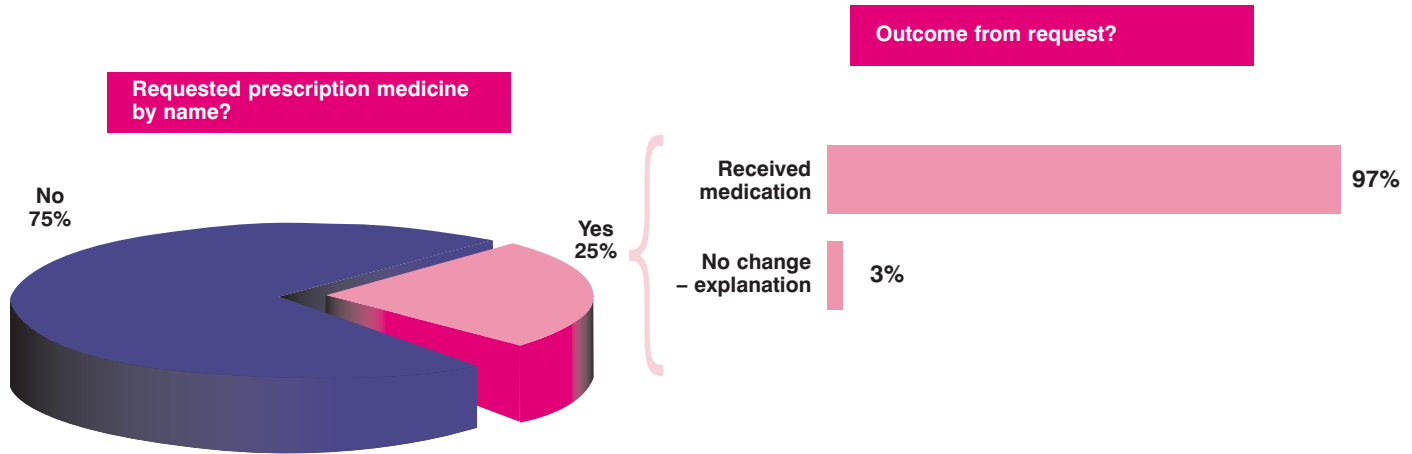
0 percentage respondents 50
All mentions 10% or above

Base: All using other medicines to help control their arthritis (Wales) (49)

* Includes Glucosamine Chondroitin, Cod Liver Oil and Fish Oils

Evidence of self-medication with or without doctor involvement¹⁵

A quarter of respondents have proactively asked about medication and the majority received it¹⁶



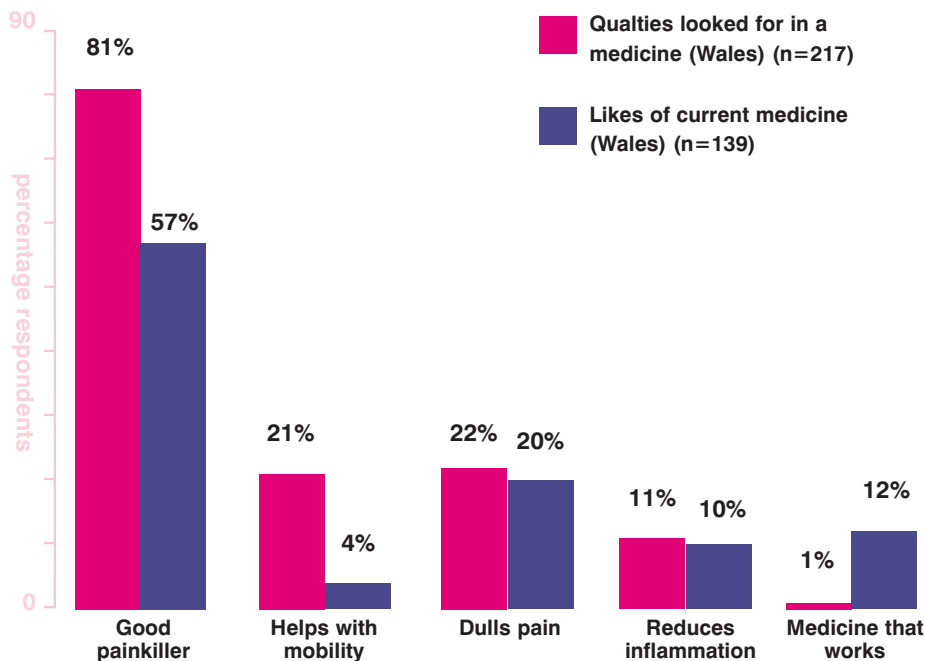
percentage respondents

Base: All visiting doctor/specialist (Wales) (154)

Question 26/27

0 percentage respondents 100

Base: All recently asking doctor for prescription by name (Wales) (38)

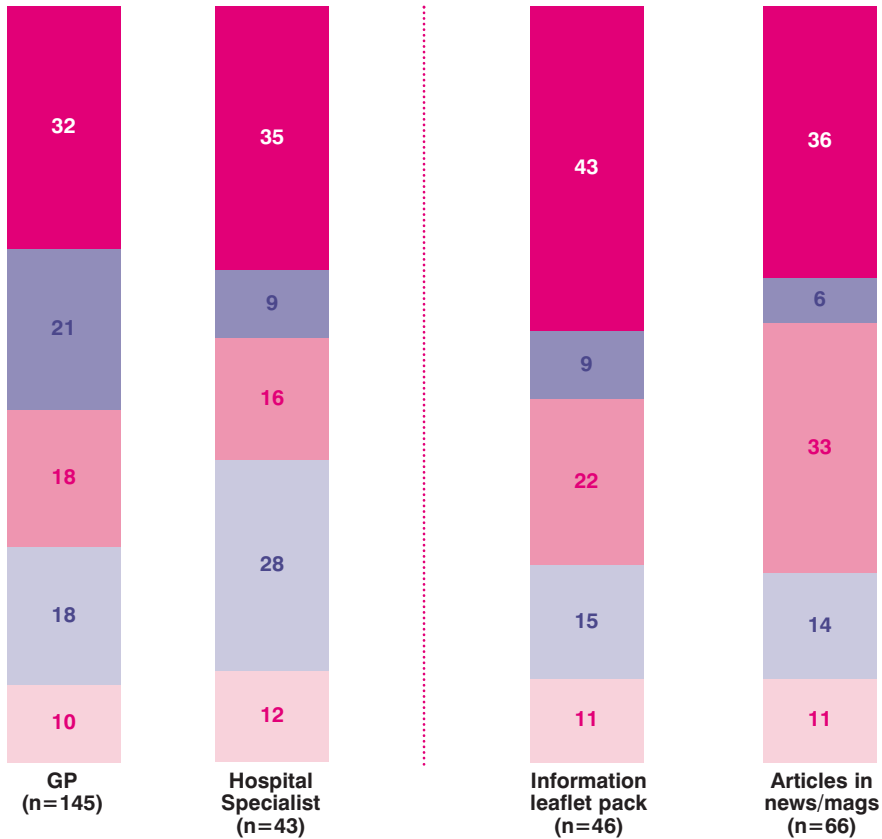


Respondents want medicines offering more pain relief and help with mobility¹⁷

Respondents were asked to spontaneously name the qualities looked for in a medicine and were subsequently asked to state what they like about their current medication

Question 9/12

OA
nation



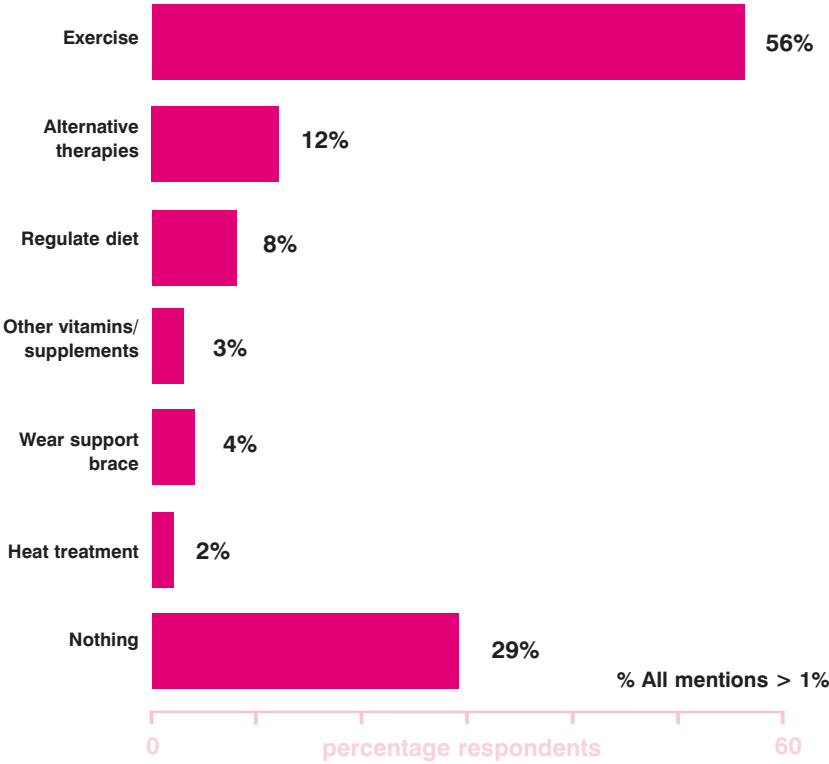
For our sample, 'easy to understand' is the most important factor in patient information¹⁸



Question 24a-c (Total mentions)

Base: All finding each source of information useful

56% of respondents use exercise to help manage their OA¹⁹



Question 10 Base: All respondents (Wales) (255)



References

- 1 TNS/Arthritis Care Survey 2003, p1,044 Qa.
- 2 TNS/Arthritis Care Survey 2003, p1,051 Qb & p1,044 Qa.
- 3 TNS/Arthritis Care Survey 2003, p693 Q16.
- 4 TNS/Arthritis Care Survey 2003, p720 Q18.
TNS/Arthritis Care Survey 2003, (Wales) p509 Q18.
- 5 TNS/Arthritis Care Survey 2003, p706-707 Q17.
- 6 TNS/Arthritis Care Survey 2003, p1-3 Q1.
TNS/Arthritis Care Survey 2003, p28 Q2.
- 7 TNS/Arthritis Care Survey 2003, p3 Q1 & p28 Q2.
- 8 TNS/Arthritis Care Survey 2003, p63-64 Q4.
- 9 TNS/Arthritis Care Survey 2003, p77 Q5 & p78 Q5.
- 10 TNS/Arthritis Care Survey 2003, p95 Q6.
- 11 TNS/Arthritis Care Survey 2003, p929-930 Q22.
- 12 TNS/Arthritis Care Survey 2003, p1,015 Q25.
- 13 TNS/Arthritis Care Survey 2003, p833-834 Q20a.
- 14 TNS/Arthritis Care Survey 2003, (Wales) p199-206 Q11.
- 15 TNS/Arthritis Care Survey 2003, p728/737-738 Q19a/Q19b.
- 16 TNS/Arthritis Care Survey 2003, p1,022 Q26 & p1,030 Q27.
- 17 TNS/Arthritis Care Survey 2003, p116 Q9 & p390 Q12.
- 18 TNS/Arthritis Care Survey 2003, (Wales) p733-734 Q24a-c.
- 19 TNS/Arthritis Care Survey 2003, p176-177 Q10.

